

System Operating Group | E-Mail configuration

Reconfiguration of Microsoft Outlook

1. To deliver e-mails from outside the TF, you need to reconfigure the outgoing mail server settings. Open **E-mail Accounts** in the **Tools** menu of your Outlook und choose **View or change existing e-mail accounts**.
2. Choose the account for your TF-Mail and click **Change....**
Click on **More Settings**

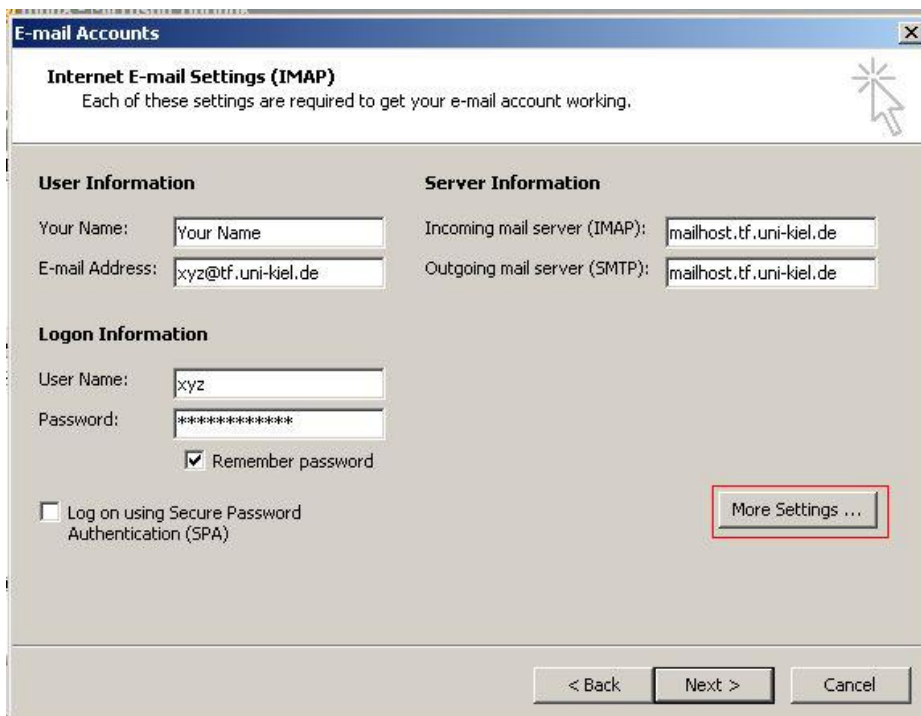


Figure 1

3. Choose the **Outgoing server** tab in the **Internet E-mail Settings** window and activate the checkbox **My outgoing server (SMTP) requires authentication**. Choose **User same settings as my incoming mail server**.

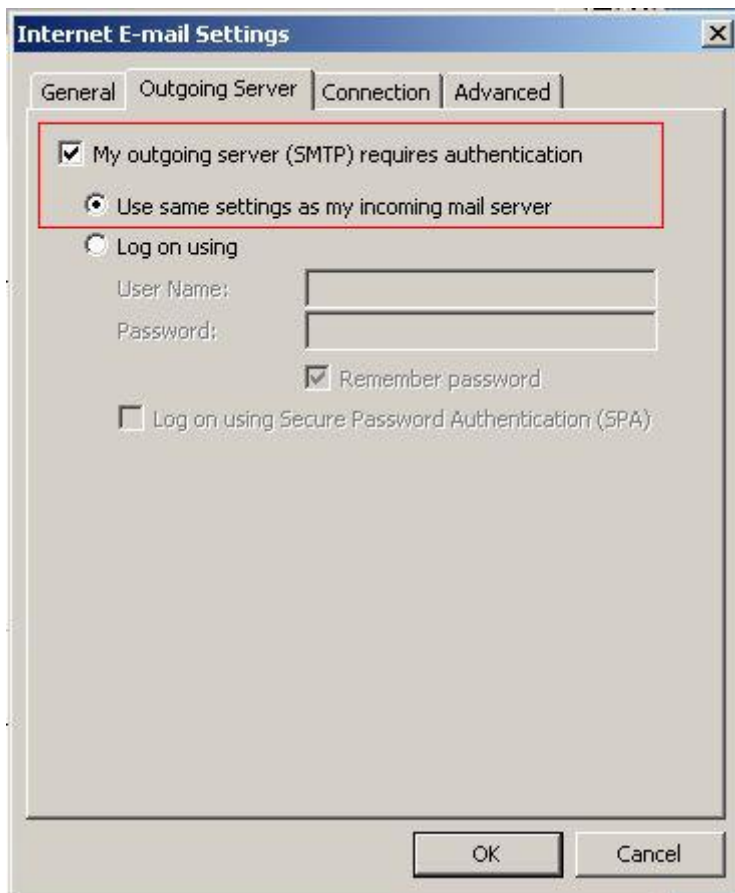


Figure 2

4. Choose the **Advanced** tab in the **Internet E-mail Settings** window and set the following port numbers:

Incoming server (IMAP): 993

Outgoing server (SMTP): 587

Activate the checkbox **This server requires an encrypted connection (SSL)** for both. **For Outlook 2007/2010:** For SMTP (587) do **not** click SSL like shown in the figure 3, but choose **TLS!**

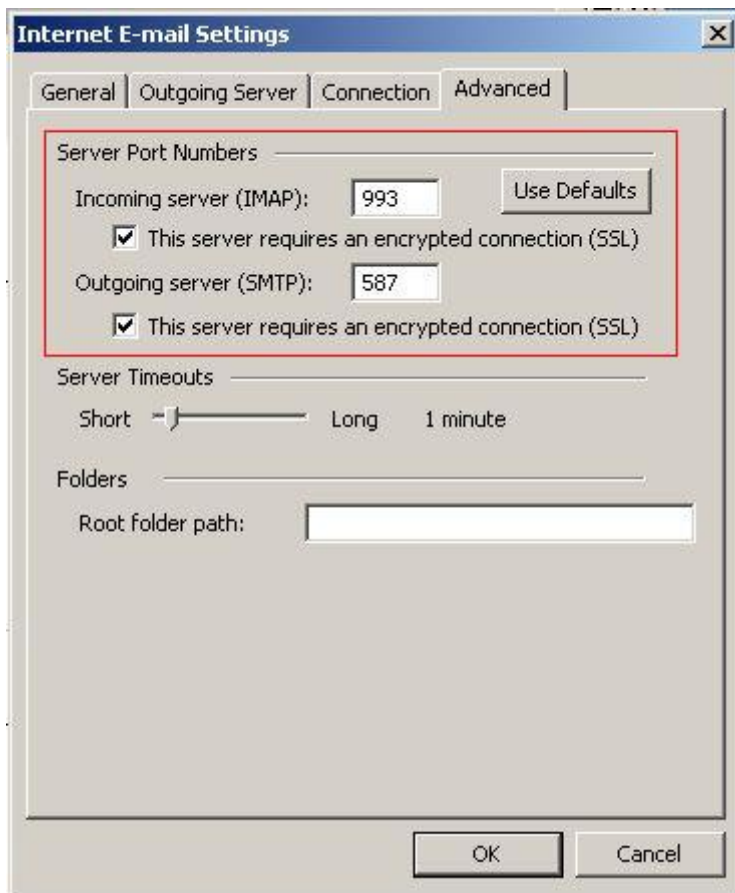


Figure 3