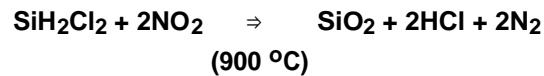


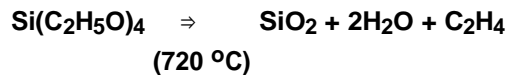
6.2.2 Oxide CVD

Whenever we need **SiO₂** layers, but can not oxidize **Si**, we turn to **oxide CVD** and deposit the oxide on top of the substrate - whatever it will be

- Again, we have to find a suitable chemical reaction between gases that only occurs at high temperature and produces **SiO₂**. There are several possibilities, one is



- While this reaction was used until about **1985**, a better reaction is offered by the "**TEOS**" process:

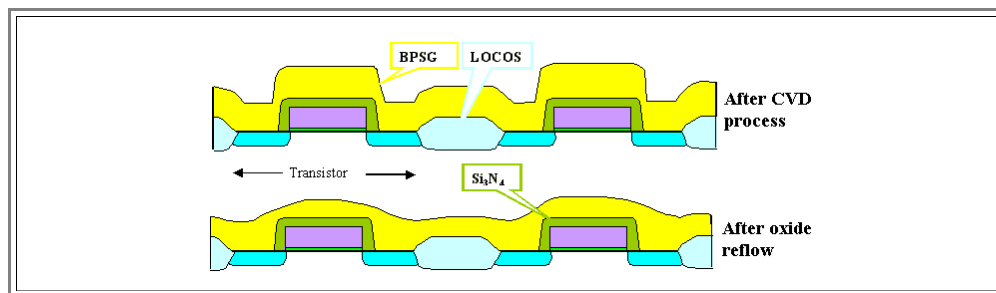


- Si(C₂H₅O)₄** has the chemical name **Tetraethylorthosilicate**; abbreviated **TEOS**. It consists of a **Si** atom with the four organic molecules bonded in the four tetrahedral directions. The biggest advantage of this process is that it can be run at lower temperatures, but it is also less dangerous (no **HCl**), and it produces high quality oxides.

Low temperature processes are important after the transistors and everything else in the **Si** has been made. Every time the temperature must be raised for one of the processes needed for metallization, the dopant atoms will move by diffusion and the doping profiles change.

- Controlling the "**temperature budget**" is becoming ever more important as junction depths are getting smaller and smaller.

CVD techniques allow to tailor some properties of the layers deposited by modifying their chemistry. Often, an oxide that "flows" at medium temperature, i.e. evens out the topography somewhat, is needed. Why is shown below.



- After the transistor has been made, there is a veritable mountain range. Here it is even worse than before, because the whole "gate stack" has been encapsulated in **Si₃N₄** - for reasons we will not discuss here. (Can you figure it out? The process is called "**FOBIC**", short for "Fully Overlapping Bitline Contact").

- It is important for the next processes to flatten the terrain as much as possible. While this is now done by one of the major key process complexes introduced around **1995** (in production) called "**CMP**" for "**Chemical-mechanical polishing**", before this time the key was to make a "flow glass" by doping the **SiO₂** with **P** and/or **B**. Conventional glass, of course is nothing like **SiO₂** containing ions like **Na** (which is a no-no in chip making), but **P** and **B** are also turning quartz into glass.


- The major difference between **glass** and **quartz** is that glass becomes a kind of viscous liquid above the **glass temperature** which depends on the kind and concentration of ions incorporated.

So all you have to do during the **SiO₂** deposition, is to allow some incorporation of **B** and/or **P** by adding appropriate gases.

- As before **phosphine (PH₃)** is used for **P**, and "**TMB**" (=B(OCH₃)₃= trimethylborate) for **B**. Concentrations of both elements may be in the % range (**4% P** and **2% B** are about typical), the resulting glass is called "**BPSG**" (=Bor-Phosphorous Silicate Glass). It "flows" around **850 °C**, i.e the viscosity of **BPSG** is then low enough to allow the surface tension to reduce the surface areas by evening out peaks and valleys.

- How much it "flows" can be further influenced by the atmosphere during the annealing: **O₂** or even better, **H₂O** like in **wet oxidation**, enhances the viscosity and helps to keep the thermal budget down

- The **BPSG** process was a key process to **VLSI** (=Very Large Scale Integration), this can be seen in any cross section of a real device. Lets look at the cross section of the **16 Mbit DRAM** again [that was shown before](#):



Two layers of **BPSG** are partially indicated in green

- The lower layer has been etched back to some extent; it only fills some deep crevices in some places.
- Both layers smoothed the topography considerably; but there can never be complete planarization with **BPSG** glasses, of course.

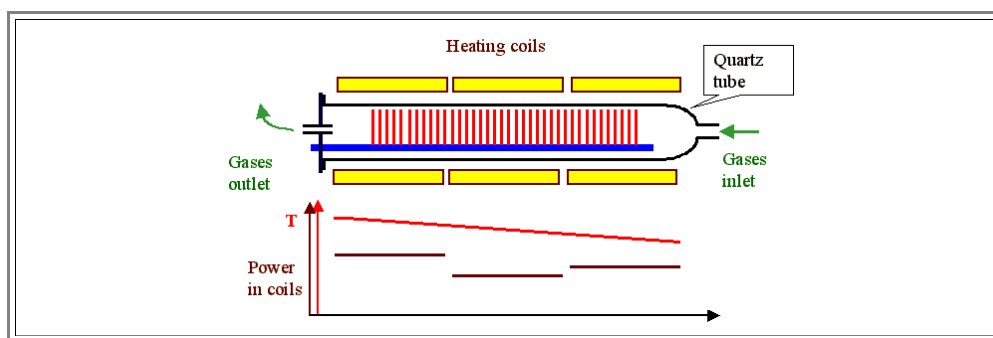
How do we carry out an oxide **CVD** process? Of course, we could use a "tool" like an epi-reactor, but that would be an overkill (especially in terms of money).

For "simple" oxide **CVD**, we simply use a furnace as in the [thermal oxidation process](#) and admit the process gases instead of oxygen. However, there are certain (costly) adjustments to make:

- CVD** processes mostly need to be run at **low pressure** (then often abbreviated **LPCVD**) - some **mbar** will be fine - to ensure that the layers grow smoothly and that the gas molecules are able to penetrate into every nook and cranny (the mean free path length must be large). The furnace tube thus must be vacuum tight and big pumps are needed to keep the pressure low.
- We want to **minimize the waste** (dangerous gases not used up) which at the same time maximizes the conversion of the (costly) gases to **SiO₂**. But this means that at the end of the tube the partial pressure of the process gases is lower than at the beginning (most of it has been used up by then). To ensure the same layer thickness for the last wafer than for the first one, requires a higher temperature at the end of the furnace tube because that leads to a higher reaction rate countering the lower gas concentration.
- The first wafers to be exposed to the gas flow are "air-cooled" by the process gas to some extent. We therefore need to raise the temperature a bit at the front end of the furnace.

Essentially, we must be able to run a **defined temperature gradient** along the **CVD** furnace tube! This calls for at least three sets of heating coils which must be independently controlled.

- The whole thing looks like this



Again, we see that there are many "buttons" to adjust for a "simple" **CVD** oxide deposition.

- Base pressure and temperature, flow rates of the gases, temperature profile of the furnace with the necessary power profile (which changes if a gas flow is changed), ramping up and ramping down the temperature, etc., - all must be right to ensure constant thickness of the deposited layer for every wafer with minimum waste of gases.
- Changing any parameter may not only change the oxide thickness, but also its properties (most important, maybe, its etch rate in some etching process).
- Developing a "new" oxide **CVD** process thus is a lengthy undertaking, demanding much time and ingenuity. But since this is true for every process in microelectronics, we will from now on no longer emphasize this point.

CVD furnaces have a major disadvantage: Everything inside (including the quartz tube) is hot and will become covered with oxide (including the wafer back sides). This is not quite so bad, because the quartz tube will simply grow in thickness. Nevertheless, in regular intervals everything has to be **cleaned** - in special equipment inside the cleanroom! Very annoying, troublesome and costly!

A "conventional" **CVD** furnace is, however, not the only way to make **CVD** oxides. Several dedicated machines have been developed just for **BPSG** or other variants of oxides.

- One kind, adding also something new to the process, merits a short paragraph: **PECVD** or "**Plasma Enhanced CVD**"

Plasma Enhanced CVD

- ▶ As the thermal budget gets more and more constrained while more and more layers need to be added for multi-layer metallization, we want to come down with the temperature for the oxide (or other) **CVD** processes.
 - One way for doing this is to supply the *necessary energy for the chemical reaction* not by heating everything evenly, but just the gas. The way to do this is to pump electrical energy into the gas by exposing it to a suitable electrical field at high frequencies. This could induce "dielectric losses", but more important is the *direct energy transfer* by collisions as soon as the *plasma* stage is reached.
 - In a gas plasma, the atoms are ionized and both free electrons and ions are accelerated in the electrical field, and thus gain energy which equilibrates by collisions. However, while the average kinetic energy and thus the temperature of the heavy ions is hardly affected, it is quite different for the electrons: Their temperature as a measure of their kinetic energy may attain **20.000 K**.
 - (If you have problems with the concept of *two* distinctly different temperatures for *one* material - you're doing fine. Temperature is an *equilibrium* property, which we do not have in the kind of plasma produced here. Still, in an approximation, one can consider the electrons and the ions being in equilibrium with the other electrons and ions, respectively, but not among the different species, and assign a temperature to each subgroup separately.)
 - The chemical reactions thus may occur at low nominal temperatures of just a few **100 °C**.
- ▶ There are many kinds of **PECVD** reactors, with **HF** frequencies from **50 kHz to >10 MHz** and electrical power of several **100 W** (not to be sneered at in the **MHz** range!).
 - Since after the first **Al** deposition, the temperature has to be kept below about **400 °C**, (otherwise a **Si - Al** eutectic will form), **PECVD** oxide is the material of choice from now on, rivaled to some extent by [spin-on glass](#).
 - However, its properties are not quite as good as those of regular **CVD** oxide (which in turn is inferior to thermal oxide).

Footnote: There are certain names used for the "hardware" needed to make chips that are not immediately obvious to the uninitiated:

Simple people - e.g. you and me or operators - may talk of "*machinery*" or "*machines*" - which is what those big boxes really are.

More sophisticated folks - process engineers or scientists - talk about their "*equipment*"

Really sophisticated people - managers and **CEOs** - will contemplate the "*tools*" needed to make chips.